



For more information visit: [gartontractor.com](http://gartontractor.com)



TB210R



TB216



TB230



TB240



TB260



TB280FR



TB290



TB1140 SERIES 2

# Product Features & Specifications

## OPERATING PERFORMANCE

Operating Weight	2,370 lbs	(1,075 kg)
Max. Bucket Breakout Force	2,518 lbs	(1,142 kg)
Max. Arm Digging Force	1,439 lbs	(653 kg)
Arm Length	2 ft 10.6 in	(880 mm)
Slew Speed	10.0 rpm	
Traction Force	2,878 lbs	(1,305 kg)
Ground Pressure	4.1 psi	
Max. Travel Speed		
Low Range	1.2 mph	(2 km / hr)
High Range	2.3 mph	(3.7 km / hr)

## HYDRAULIC

Pump Type	Tandem Gear	
Total Hydraulic Flow	5.9 gal / min	(22.2 L / min)
Auxiliary Hydraulic Flow	5.9 gal / min	(22.2 L / min)
System Operating Pressure	2,680 psi	(18.2 mpa)

## ENGINE

Model / Make	Kubota / D722-E4B	
Tier Rating	U.S. EPA Final Tier 4	
Displacement	43.9 cu in	(.72 L)
Horsepower @ 2,200	11.7 hp	(8.7 kW)
Max. Torque @ 1,900 rpm	26.4 ft-lb	(35.8 Nm)

## FLUID CAPACITIES

Engine Lubrication	3.0 qt	(2.8 L)
Cooling System	4.2 qt	(4.0 L)
Fuel Tank Capacity	3.3 gal	(12.4 L)
Hydraulic Reservoir Capacity	2.3 gal	(9.0 L)
Hydraulic System Capacity	4.0 gal	(15.0 L)



Dual side entry



Retractable undercarriage and blade



Minimal Tail Swing



Foldable ROPS

## ENGINE

- Three Cylinder Kubota Engine
- U.S. EPA Final Tier 4 Emission Compliant
- Engine Driven Fan
- Dual Element Air Coolant
- Automatic Fuel Bleed System

## ELECTRICAL

- Warning Lights for Charge Level, Engine Oil Pressure, and Coolant Temperature
- 12 volt System with 40 amp Alternator
- Boom Mounted Work Light
- Engine Preheat
- Hour Meter
- Travel Alarm

## UNDERCARRIAGE AND FRAME

- Hydraulically Retractable Track Frame
- Low and High Range Travel
- Backfill Blade with Pin-on Extensions
- Protective Counterweight

## HYDRAULIC

- Pilot Operated Joystick Controls
- Tandem Gear Pumps
- Auxiliary Hydraulic Circuit Plumbed to Arm
- Selectable One-way and Two-way Auxiliary Operation
- Pilot Accumulator
- Hydraulic Tank with Fluid Level Sight Gauge
- Foot Controlled Auxiliary Hydraulics with Detent for Hand Tools

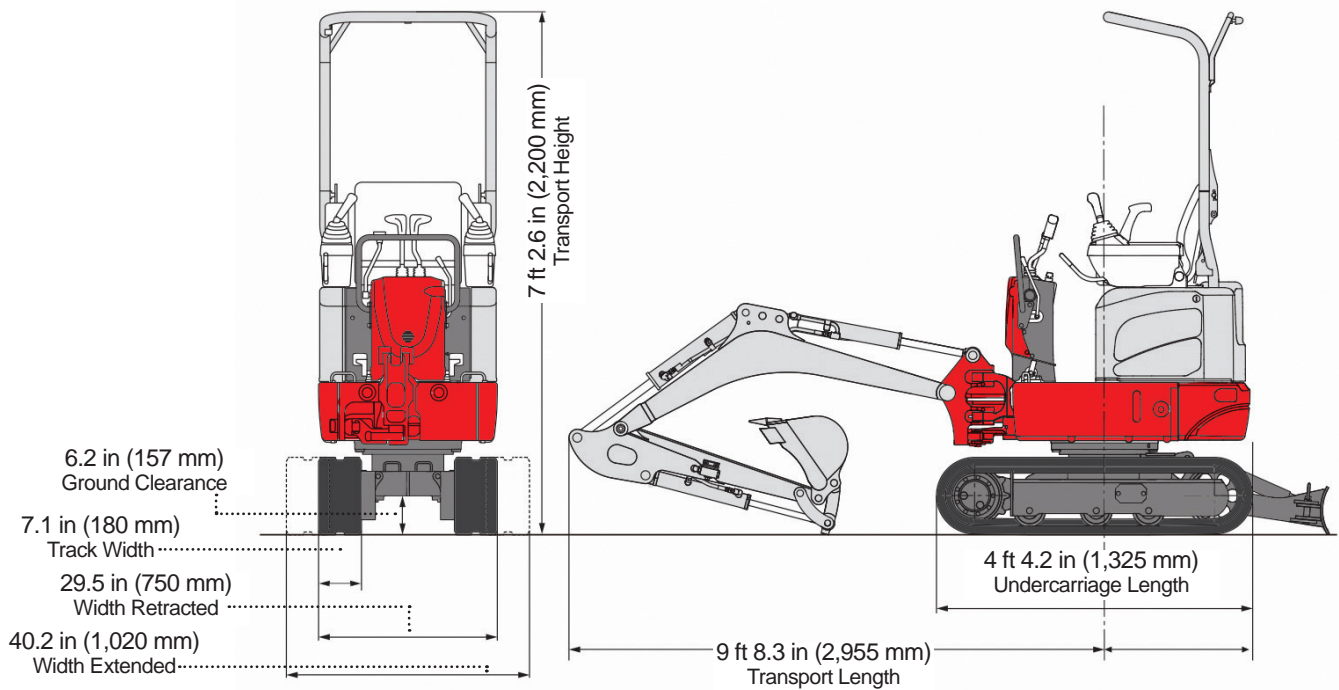
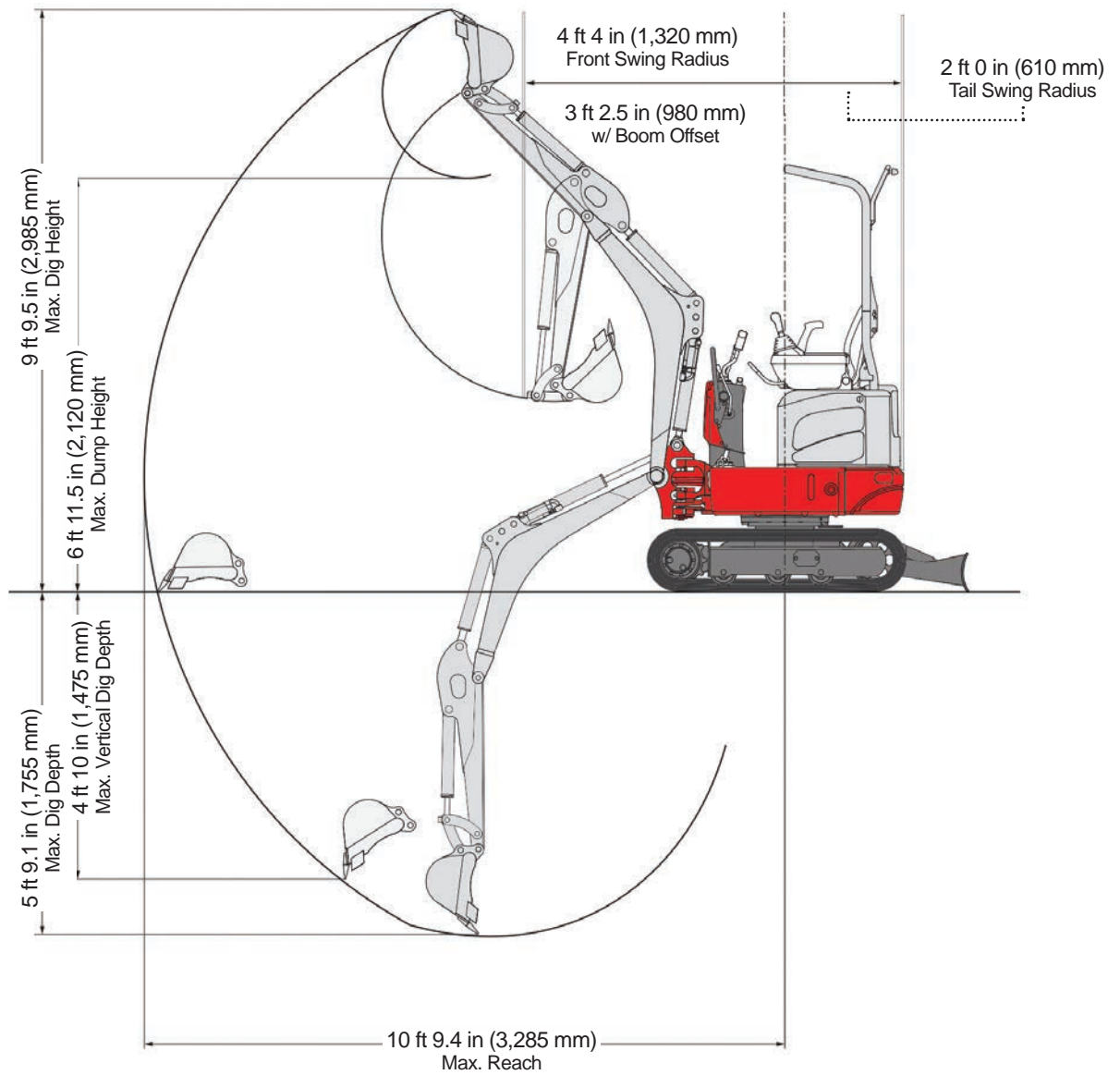
## WORKING EQUIPMENT

- Top Mount Boom Cylinder
- Minimal Tail Swing
- Long Arm
- Hydraulics Lines Protected in Boom and Arm
- Boom Swing 85° Left & Right
- Cushioned Boom Cylinder
- Dual Pin Position Bucket (optional)

## OPERATOR'S STATION


- ROPS / TOPS Two Post Foldable Frame
- Control Pattern Change Valve
- Foot Controlled Auxiliary Hydraulics
- 2" Retractable Seat Belt

# TB210R Compact Excavator





**Excellent Serviceability**



**Pattern Change Valve**



**Foldable Foot Pedals**



**Two-Speed Travel**

The TB210 features many upgrades that will enhance operator comfort, efficiency, and serviceability. To improve fine control and reduce fatigue, the TB210 now features pilot operated joystick controls that are low effort and responsive to operator input.

Additionally, an ISO/SAE pattern change valve has been added enabling the operator to choose their preferred operational pattern. The boom cylinder is now mounted on top of the boom for greater protection and improved routing of the hydraulic

lines which are run through the boom and arm. A hydraulically retractable track frame and the addition of a foldable ROPS frame allow it to easily pass through a standard doorway.

To reduce the likelihood of rear swing impacts, the TB210 also features a short tail swing design. Despite its compact dimensions, service access is exceptional thanks to the tilt-up seat pedestal and access panels.



**2 YEAR  
2,000 HOUR  
FULL MACHINE  
WARRANTY**

**Spacious Operator's Station with New Pilot Operated Joysticks**